



SPARE PARTS CATALOGUE
1300 233 772
www.nationalbeerparts.com



WELCOME & FAQ's	2
BEER TAPS – COMPLETE	4
BEER TAP PARTS	5
BEER TAP PARTS OTHER.....	6
BEER TAP KITS	7
D-TYPE KEG COUPLERS	8
A-TYPE KEG COUPLERS	9
KEG COUPLERS – OTHER	10
KEG COUPLER KITS	11
FATLOCK FITTINGS	12
PIN & LINE VALVE	13
SERVICE KIT SETS	14
TOOLS	15
FOB DETECTORS	16
CELLAR PARTS	17
CHILLERS	18
CHILLER PUMPS & PARTS	19
CLAMPS – SPLICERS – TUBING	20
JOHN GUEST FITTINGS	21
LOGICO2 SAFETY SYSTEMS	22-23
GAS REGULATORS	24
GAS PARTS – KITS	25
WASHOUT EQUIPMENT	26-27
CHEMICALS	28
MAINTENACE SCHEDULE	29
TROUBLESHOOTING GUIDE	30-31
BEER TAP SERVICING GUIDE	32
D TYPE KEG COUPLER SERVICE GUIDE	33
A TYPE KEG COUPLER SERVICE GUIDE	34
CELLAR MAINTENANCE LOG	35-38
IMPORTANT PHONE NUMBERS	39



WELCOME & FAQ's

National Beer Parts was founded in 2015 by well-known beer industry professional Matthew Nelson. Working closely with Lancer Beverage Systems, National Beer Parts has become Australia's leading supplier of high quality, commercial draught beer system spare parts and products. With over 25 years beer plumbing experience, he knows first hand how crucial it is to offer customers a comprehensive product range at competitive prices. If it's good "old fashioned" customer service and express delivery you're after then National Beer Parts is ready to assist your business today.

HOW DO I SHOP WITH YOU? There are 3 convenient ways to shop with National Beer Parts – purchase securely online at www.nationalbeerparts.com, or email through your order directly to contact@nationalbeerparts.com or call 1300 233 772 to speak with our friendly staff who can advise/take your order over the phone.

WHAT IF I'M UNSURE OF WHICH PART I NEED? Just take a photo and text it to 0478 547 491 with your details (or email) and we will assist you in identifying the part/s you may need.

WHAT PAYMENT FACILITIES DO YOU OFFER? We accept Visa, Master Card and Electronics Funds Transfer for payments. Once payment for your order has been finalised, a receipt/invoice will be emailed to you. Our banking details are as follows for EFT Bank Transfers – BSB: 084-522 Account: 733 163 106

HOW WILL MY ORDER BE DELIVERED? All orders will be delivered by courier from Monday to Friday (excluding Public Holidays) between 7:30am-5:30pm. A signature is required when receiving goods or you may choose to give us an 'Authority to Leave'. We cannot deliver to P.O boxes or Parcel Collect locations.

WHEN WILL MY ORDER BE DELIVERED? Airbag deliveries are usually shipped the same day if ordered prior to 2pm and received the next day, however some regional areas may take up to 48 hours. Chemicals are shipped via 'Dangerous Goods' transport, so please allow 5-7 days. Orders sometimes arrive in separate deliveries at different times if parts are dispatched from multiple warehouses.



Universal Beer Tap – S/S Fatlock Shank
33000061
Universal Beer tap to suit Fatlock Adaptor.
Complete with handle and tap brush.



Universal Beer Tap – S/S Lock in Shank
33000064
Universal beer tap to suit Lock in adaptor.
Complete with handle and tap brush.



Universal Beer Tap – S/S Pushloc Shank
33000065
Universal beer tap to suit Pushloc adaptor.
Complete with handle and tap brush.
NOTE – LOCATING PIN



Beer Gun – S/S
33700378
Stainless steel beer gun. Suits 6mm tubing.



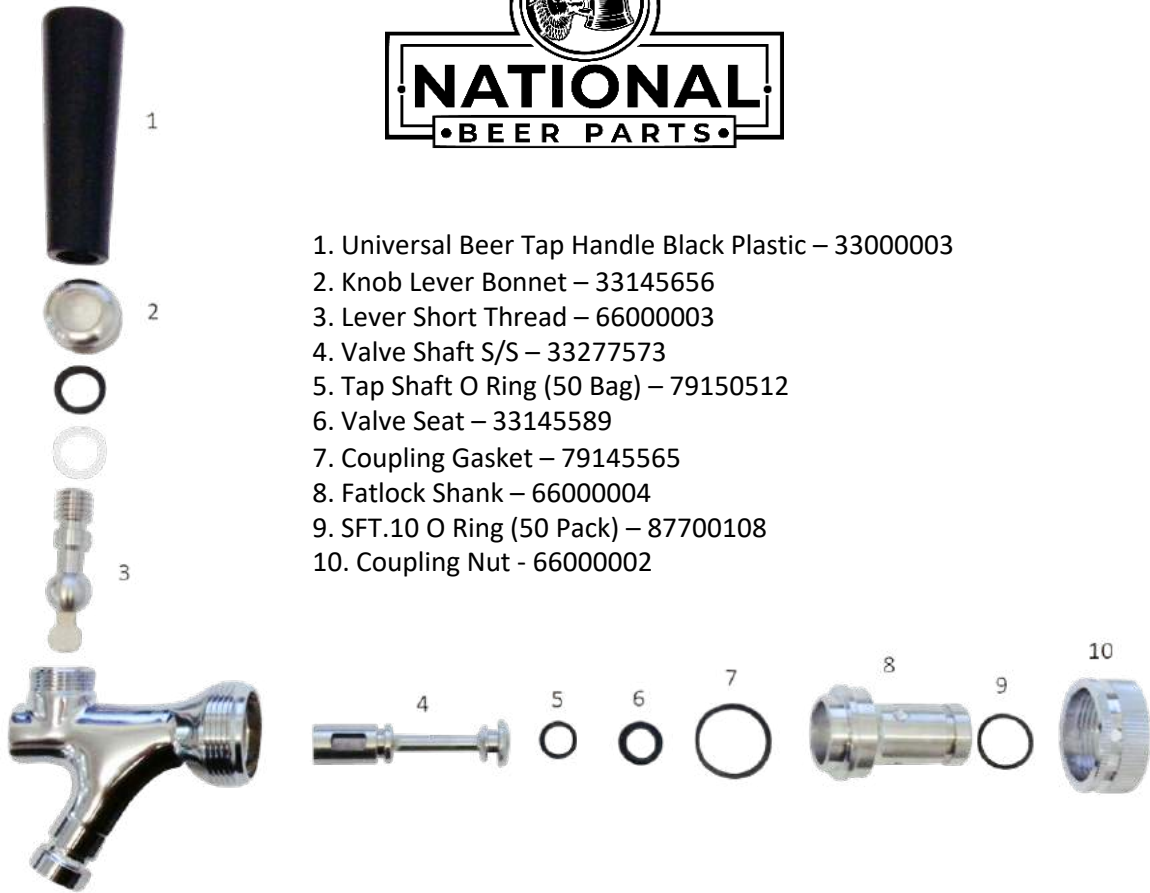
Stout Tap – S/S Fatlock Shank
33000069
Stainless steel beer tap for stout beers.
Suit Fatlock adaptor. Complete with creaming
nozzle.




Perlick Beer Tap
33000113
Complete beer tap to suit Fatlock
Adaptor



Perlick Flow Control Tap
33000114
Perlick beer tap with flow
control function. Suit Fatlock
Adaptor



1. Universal Beer Tap Handle Black Plastic – 33000003
2. Knob Lever Bonnet – 33145656
3. Lever Short Thread – 66000003
4. Valve Shaft S/S – 33277573
5. Tap Shaft O Ring (50 Bag) – 79150512
6. Valve Seat – 33145589
7. Coupling Gasket – 79145565
8. Fatlock Shank – 66000004
9. SFT.10 O Ring (50 Pack) – 87700108
10. Coupling Nut - 66000002



Universal Tap Kit
35600310

Tap service kit to suit Grundy, Brumby, Smarter Pour and Iridium Taps.



Pushloc Shank S/S
79129572

Shank used with universal beer tap. Fits Pushloc adaptor.
NOTE LOCATING PIN.
Replacement O ring code
79701144



Lock In Tap Shank
33776115

Tap shank used with universal beer tap. Fits Lock in tap adaptor.
Replacement O rings code
79701050



C Spanner – Universal Tap
33000002

C Spanner used to tighten shank to the tap body on beer taps.



Klüber Grease Food Grade
47517171

Food grade grease used on O Rings to reduce wear.



Tap Brush
33000090

Sanitary tap brush that fits inside universal beer tap nozzle.



Tap Brush Container
33000095

Stores tap brushes when not in use. Use with Sanitiser - 33000096



Decal Holder Chrome
Adjustable decal holder to suit beer fount

73mm – Chrome - 33000035
73mm – Copper Plated - 33000036

BEER TAPS PARTS



Flange Fitting Direct Panel Mount
67002021

Direct pull panel mount flange. Suits Lancer Universal tap body (33000050). 5/16" John Guest quick fit in rear to suit 5x8mm tubing.



Direct Panel Mount c/w Tap Body
67002020



Flange Fitting Direct Panel Mount - Suit 3/4" Adaptor
67000483

Direct pull panel mount flange. Suits 3/4" BSP tap adaptors. 5/16" John Guest quick fit in rear to suit 5x8mm tubing.



Fatlock Adaptor 3/4" S/S
35770072
3/4" S/S Fatlock adaptor to suit Fatlock beer taps.



Direct Pull 6" Shank c/w Universal Tap
67002023
JG 3/8" BSP Adaptor Suit 6mm Tube
79000606



Universal Tap Body
33000050
Complete with handle only.



Flush Out Adaptor
35776127
Clips onto bottom of Universal beer tap. Used with Flow back harness or growler filler



Growler Filler
35776127A
Pushes into Tap Nozzle.
Comes with 10mm PVC Tubing



Creaming Nozzle
Suit Stout Tap
00052812



Universal Tap Kit
35600310

Tap service kit to suit Grundy, Brumby, Smarter Pour and Iridium taps.



DA Tap Kit
35700653

Tap service kit to suit DA tap.



Floryte Tap Kit
33701453

Tap service kit to suit Floryte beer tap.



Alumasc Tap Kit
35000041

Tap service kit to suit Alumasc Tap.



EK Tap Kit
33701440

Tap service kit to suit EK swing tap.



Beer Gun Service Kit
33701451

Tap service kit to suit beer gun.



Perlick Flow Control Tap Kit
33000081FC

Tap service kit to suit the Perlick Flow Control beer tap.



Perlick Tap Kit
33000081

Tap service kit to suit the standard Perlick beer tap.

BEER TAPS KITS

D Type Keg Coupler Exploded View



D Type Keg Coupler
5/8" BSP – No Adaptors
87700010
Suits Carlton Kegs



D Type Keg Coupler
With Pin Valve Adaptors
35000069
Suits Carlton Kegs



D Type Keg Coupler
With Fatlock Adaptors
35000068
Suits Carlton Kegs



- | | |
|-------------------------------|----------|
| 1. Torpedo | 35700007 |
| 2. F1 Hingepin | 35654034 |
| 3. F1 Handle | 35654022 |
| 4. O Rings D Type (20 Pack) | 35000052 |
| 5. Probe Seal | 35122164 |
| 6. D Type Base Seal (20 Pack) | 79700996 |



**A Type Keg Coupler
5/8" BSP – No Adaptors**
35502593
A Type keg couplers suit
Lion Nathan, Coopers,
XXXX, Hahn, Tooheys, West
End and Keg Star kegs.



**A Type Keg Coupler
With Pin Valve Adaptors**
35000079



**A Type Keg Coupler
With Fatlock Adaptors**
35000078

A Type Keg Coupler Exploded View



- | | |
|---------------------------|----------|
| 1. Star Retainer | 35700006 |
| 2. Torpedo | 35700007 |
| 3. F1 Hingepin | 35654034 |
| 4. F1 Handle | 35654022 |
| 5. O Rings A Type (20 Pk) | 35700004 |
| 6. A Type Base Seal | 35700003 |



Keykeg Keg Coupler
35000075

Suit Keykeg plastic kegs, c/w deflating tool.
5/8" BSP.



G Type Keg Coupler
35000062

Comes complete with 2x Fatlock adaptors.



S Type Keg Coupler
35000015

Micro Matic keg coupler to suit 19Lt Asahi kegs.

Keg Coupler Adaptors



Micro Matic Shut off Valve 5/8"
35600559

Micro Matic ball valve to suit keg coupler.
5/8" M x 5/8" F. Stainless steel.



Keg Coupler Elbow 5/8"
64002009

Stainless steel adaptor elbow used on keg couplers where height is an issue.



Ball Lock Disconnect Plastic
Suit 19Lt Corni Kegs

Gas Grey - 06000018
Liquid Black - 06000019



Fatlock Adaptor 5/8"
Suit Keg Coupler
35700106



Pin Valve Adaptor 5/8"
Suit Keg Coupler
35700134



John Guest Female Adaptor -
Suit 6mm Tube -
79000658
Suit 5mm Tube -
87778987



5/8" Quick Fit Non Return Gas Inlet SASUC6716
5/8" Quick Fit Swivel Elbow
SASE6716
Brass 5/8" Nut for Durability



Cornelius Keg Adaptor
5/8 M to 19/32 F
35700699

Adaptor for 19Lt Corni Kegs to suit Commercial Adaptors.



Keg Coupler 5/8" Mx5/8" F S/S Adaptor
35600567



Tail Keg Coupler 6mm Elbow S/S
79120143A



Tail Keg Coupler 6mm S/S
79120143



5/8" Washer
Suit Adaptor
87776723

KEG COUPLERS OTHERS/ ADAPTORS



A Type Coupler Kit
35776711
Keg coupler kit to suit Lion Nathan, Keg Star, XXXX, Coopers, Tooheys, Hahn.



**CUB Keg Coupler Kit
Micro Matic**
35781512
D Type keg coupler kit to suit SILVER HANDLE Micro Matic keg coupler.



S Type Coupler Kit
35781513
S Type keg coupler kit to suit Micro Matic keg coupler.



**CUB Keg Coupler Kit
(GEW) Blue Handle**
35776705
Keg coupler kit to suit BLUE HANDLE keg coupler.



Keykeg Coupler Kit
35000076
Keg coupler to suit Keykeg keg coupler



KEG COUPLER KITS



Fatlock Gas Valve – Non Return
 Gas Valve **4mm** – 66400006
 Gas Valve **6mm** – 66400005
 Replacement Nozzle **O Ring SFT.10** 87700108



Fatlock Plug In Tee S/S
 35642664
 Two way plug in head c/w Fatlock adaptors.



Transfer Leads
 1.5 Mt in length
 Fatlock **1/2"** – 35700130
 Fatlock **10mm** – 35780708
 Replacement Nozzle **O Ring SFT.10**
 87700108



Fatlock Check Valve S/S
 Check Valve S/S **4mm** - 35701951
 Check Valve S/S **6mm** – 35700248
 Check Valve S/S **8mm** – 35702238
 Check Valve S/S **10mm** – 35702232
 Check Valve S/S **1/2"** - 35702233
 Replacement Nozzle **O Ring SFT.10**
 87700108



Fatlock Adaptor 5/8"
Suit Keg Coupler
 35700106
 Stainless steel adaptor to suit keg
 couplers.



Fatlock Adaptor 3/4" S/S
 35770072
 3/4" SS Fatlock adaptor to suit Fatlock
 beer taps.



Fatlock Check Valve Kit
 35775974
 Parts kit for Fatlock check valve

- SFT.10 O Ring (50 pk) – 87700108
- BCV3 Valve – 79774386
- X6A O Ring (50 pk) – 87701006
- X9A Spring – 87701260
- SL9 O Ring (50 pk) - 79701026



Fatlock Adaptor Kit 5/8"
 35775986
 Parts kit for 5/8" Fatlock adaptor

- SL7 Valve – 79700101
- SL6 Seat (20 pk) – 87700100
- SL8 Spring – 79700103
- SL9 O Ring – 79701026
- BS210 O Ring (50 pk) - 79700030



Fatlock Adaptor Kit 3/4"
 35775998
 Parts kit for 3/4" Fatlock adaptor

- SL7 Valve – 79700101
- SL6 Seat (20 pk) – 87700100
- SL8 Spring – 79700103
- SL9 O Ring – 79701026



Pin Valve 2 Way Plug In Head
35642665



Pin Valve Adaptor 5/8\" Suit Keg Coupler
35700134



Transfer Lead Line Valve
1.5 Mt in length
Line Valve 10mm – 35700259
Line Valve 1/2" - 35772104



Line Valve Fittings

Fittings used on drop, transfer & gas leads
Line Valve S/S 4mm – 35702164
Line Valve S/S 6mm – 35702165
Line Valve S/S 8mm – 35700163
Line Valve S/S 10mm – 35702167
Line Valve S/S 1/2" – 35702166



Pin Valve Kit 5/8\"
35775937
Service kit for the Pin Valve 5/8" male adaptor

O Ring Pin Valve (50 pk) – 79700022
Seat – 87700024
Valve Acetal – 87700032
Spring – 87701991
Acetal Retainer – 87701772
Sealing O Ring (50 pk) - 79700030



Pin Valve Adaptor S/S 3/4\" M Suit Manifolds
35700133



Line Valve Kit
35775949
Service kit for Line Valve

O Ring BS018 – 87773497
Valve Acetal – 79770543
Seat- 87700024
Spring - 87773485



Pin Valve Kit 5/8\" Circlip
35775938
Service kit for new type Pin valve adaptor – circlip retainer in base

O Ring Pin Valve (50 pk) – 79700022
O Ring BS109 – 79000168
Valve Acetal – 79000659
Spring – 87773485
Circlip – 79000577
Sealing O Ring (50 pk) - 79700030




Pin Valve Kit 3/4\"
35775962
Service kit for the Pin Valve 3/4" male adaptor.



Cellar Service Kit Set – Fatlock
35778113

Kit contains the following:


- 10 X Universal tap kits – 35600310
- 1x SFT10 O-Ring (50 Pack) – 87700108
- 5 x CUB keg coupler kits – 35781512
- 5 X A type coupler kits – 35776711
- 5 X Fatlock check valve kits – 35775974
- 5 X Fatlock 3/4" adaptor kits - 35775998
- 5 X Fatlock 5/8" adaptor kits – 35775986
- 1 X C Spanner for beer taps – 33000002
- 1 X Kluber grease – 47517171
- 1 X O-Ring pick set – 00000090
- 1 X Cleaning brush set – 79000211
- 1 X Spare parts organiser - 00000011



Cellar Service Kit Set – Pin Valve
35778114

Kit contains the following:

- 10 X Universal tap kits – 35600310
- 1x SFT10 O-Ring (50 Pack) – 87700108
- 5 x CUB keg coupler kits – 35781512
- 5 X A type coupler kits – 35776711
- 5 X Line valve kits – 35775949
- 5 X Pin valve 3/4" adaptor kits - 35775962
- 5 X Pin valve 5/8" adaptor kits – 35775937
- 1 X O-Ring pin valve (50 pack) – 79700022
- 1 X C Spanner for beer taps - 33000002
- 1 X Kluber grease - 47517171
- 1 X O-Ring pick set - 00000090
- 1 X Cleaning brush set - 79000211
- 1 X Spare parts organiser - 00000011



SERVICE KITS



Tap Brush Container
33000095

Container with strainer to hold tap brushes when not in use



Glass Scrubber Counter Top
35000064

Portable glass washing/scrubbing bucket for use in bar areas



Refractometer For Glycol
47000050

Tool used to check the glycol percentage in glycol tank. Easy to use



O-Ring Pick Set
00000090

Ideal tool for removing O-rings in keg couplers and beer taps



Cleaning Brush Set
79000211

Range of different size hard bristle brushes ideal for cleaning taps and fittings



Taprite 2701 –BCT Carbonation Tester
22000014

The Taprite 2701-BCT Carbonation tester is designed to be used in the field to verify carbonation levels during equipment installations, keg change outs and to assist with trouble-shooting.



Oetiker Side Jaw Pliers
79191666

The tool used to open and close crimps.



Keg Trolley
88000070

Keg trolley to suit both Tooheys and CUB kegs. Solid wheels makes for no flat tyres. Comes with a bracket to hang up when not in use



Keg Checker
47908597

Used to check contents of beer kegs. Suitable for all Carlton, Tooheys, XXXX & Coopers kegs



C Spanner – Universal Tap
33000002


Ideal tool to tighten shank to the tap body on beer taps



Atlas FOB

Lancer Atlas FOB Detector
41000020

Comes with 10mm inlet and outlet barbs.
FOB vent suits 5x8mm tubing.
Atlas Fob Chamber – 64000685
Lever Handle Pins - 79646645



Atlas FOB Kit
41000018

Inlet & Outlet Options



Fatlock FOB Adaptor Male
79646773
Nylon Washer FOB
79652542



1/2" Barb Fitting
79646785
10mm Barb Fitting
79649774

FOB Vent Options



5/16" JG Stem Elbow
79155583



JG Barb 1/4" Suit 6mm tube
79152788



Homark FOB Detector
41234404

Homark FOB



Homark Vent Lever
41600469
Homark Lever O-Rings
79600470



Homark Base Collar
41625551



Homark Kit
79776048



Homark FOB Ball
41255036



Homark FOB Tail
10mm – 79508315
1/2" – 79000895


Other FOB Service Kits



Lancer Kit
41649902



Trupour FOB Kit
79001111



Bracton FOB Kit
79001122



Strongman FOB Kit
79098371



FOB DETECTORS



Flojet G56 Beer Pump
46000001



Flojet Flow Reversal Valve
24638338



Flojet T5000 Pump
24000022



BEV85 Oil Free Air Compressor
2 HP – Self Venting – Super Quite
80000157

BEV85 Annual Service Kit
80000204



Chiller Plates
Chiller Plate 6 Coil – 38000006
Chiller Plate 8 Coil - 38000008

Beer Manifolds



Manifold Plug 3/8"
35701297



Adaptor S/S
3/4" x 3/4" BSP
35701733



Micromatic Ball Valve 5/8"
35600559



Beer Manifolds C/W
Fatlock Adaptors
2 Way – 35780878
3 Way – 35780891
4 Way - 35780903



Trunk Cross Head S/S
Wash out point 2 way
35000023



Nozzle To Suit Manifold
Suit 6mm – 35702216
Suit 9.5mm – 35702091
Suit 10mm – 35701322
Suit 1/2" - 35701320



Beer Manifold Block – Bare
2 Way – 35600725
3 Way - 35600728
4 Way - 35774489



Life Series Ice Bank Chillers

- 2, 4, 6, and 8 Coil options
- 15kg, 23kg and 32 kg options
- Vinservice Italian Made



Siberian Elite Chiller

- Single and dual pump options
- Refrigeration Capacities – 3kw, 5kw, 8kw, 10kw @ -10 SST
- Single phase power requirement
- Pump options – Grundfos SPK211/SPK411



Glycoolpac 27HX Chiller

- Self contained 2.7kw @ -10SST
- 200L bath capacity
- Grundfos SPK211 pump



Polaris Super Chiller

- Available 6 beer coil configuration
- Designed to be used as Ice bank or Glycol Chiller
- Pump options – Grundfos SPK211, Flojet SPC54



Hoshizaki Counter Top Draft Beer Dispenser

- 1 and 2 Tap options
- Compact high performance design
- 8kg Ice Bank



Presto Chiller

- No electricity required
- 9kg ice storage bin
- Full ice bin can flash chill beer for up to 8hrs depending on volume served
- Dispense from 26°C ambient keg to < 2.5°C

CHILLERS



EBM Ass'y Pump & AGI
80267312



Flojet SPC54 Pump
78000116



Flojet SPC51 Pump
83000418



Glycol Pump
Suit White Poly Siberian Chiller
Grundfos SPK411 - 78000027
Grundfos SPK211 - 78000029



Fasco Motor c/w Cradle
80000138



Procon Pumps
Brass - 78000021
Stainless Steel - 78000022
Brass Key - 78000023
Collar Clamp - 78000024



Thermostat Carel
Suits Glycol Chillers
83000468



Agitator Blade
87000144
Suit agitator motors



MOTOR AGITATOR
50D521-77A
80281406



MOTOR AGITATOR
650/1200 RPM
80000191



SPLICERS STAINLESS STEEL

STRAIGHT

- Splicer 5mm x 5mm – 79000156
- Splicer 6mm x 6mm – 79118227
- Splicer 8mm x 8mm – 79118215
- Splicer 10mm x 10mm – 87118197
- Splicer ½" x ½" – 79118185

REDUCING

- Splicer Reducing 4mm x 6mm – 79000223
- Splicer Reducing 5mm x 6mm – 79000554
- Splicer Reducing 5mm x 8mm – 79000749
- Splicer Reducing 5mm x 10mm – 79625514
- Splicer Reducing 6mm x 8mm – 79118273
- Splicer Reducing 6mm x 10mm – 79000342
- Splicer Reducing 6mm x ½" – 79770837
- Splicer Reducing 10mm x ½" – 79118239



ELBOWS STAINLESS STEEL

- Elbow 6mm – 79000203
- Elbow 10mm – 79183633
- Elbow ½" -790000333

PLUGS S/S

- Plug 6mm – 79000341
- Plug 10mm - 87000074



TEES STAINLESS STEEL

- Tee 6mm – 79000316
- Tee 10mm – 79118301
- Tee ½" – 79000343
- Tee 10/6/10mm - 79118318



CLAMPS STAINLESS STEEL

- Clamp stepless 80 – 79000129
- Clamp stepless 87 – 79000154
- Clamp stepless 105 – 79271327
- Clamp stepless 109 – 79000155
- Clamp stepless 113 – 79120799
- Clamp stepless 118 – 79221203
- Clamp stepless 123 – 79120787
- Clamp stepless 133 – 79271339
- Clamp stepless 138 - 79120829
- Clamp stepless 145 – 79120842
- Clamp stepless 157 – 79120854
- Clamp stepless 170 – 79120866
- Clamp stepless 185 – 79120878
- Clamp stepless 198 - 79120891



SADDLES STAINLESS STEEL

- Saddle S/S suit 5mm tube 1 way - 79701378
- Saddle S/S suit 6mm tube 1 way – 79701400
- Saddle S/S suit 6mm tube 2 way – 79701405
- Saddle S/S suit 9.5mm tube 1 way – 79701413
- Saddle S/S suit 9.5mm tube 2 way – 79701416
- Saddle S/S suit 9.5mm tube 3 way – 79701417
- Saddle S/S suit 9.5mm tube 4 way – 79701418
- Saddle S/S suit 10mm tube 1 way – 79701372
- Saddle S/S suit 10mm tube 2 way – 79701371
- Saddle S/S suit ½" tube 1 way - 87601224



TUBING

- 5x8mm Flexlayer III – 81000580
- 6.3x9.5mm Flexmaster – 87700787
- 9.5x12.7mm Brewmaster – 81654100
- 10x15mm Flexlayer III – 81000583
- 12.7x17.4mm Flexlayer III – 87700788
- 10mm LDP U/V Black (50Mt) – 81000072
- 6mm LDP U/V Black (50Mt) – 81000080
- 5/16"x3/8" Blue John Guest - 81000111
- ½" S/S Tube - 1.2Mt – 63000267
- ½" S/S Tube – 350mm - 63000266



Flowbend Connector
5/16" S/seal x 5/16"F - 79158207
5/16" S/seal x 3/8"F - 87775779
3/8" S/seal x 5/16"F - 79509368
3/8" S/seal x 3/8"F - 79186786



Equal Tee Connector
5/16" - 79512811
3/8" - 79197486
1/2" - 79781403



Female Adaptor
5/8" BSP x 5/16"F - 87778987
5/8" BSP x 3/8"F - 79000658
5/8" BSP x 1/2"F - 79600632
3/8" BSP x 1/2"F - 79518874
1/2" BSP x 3/8"F - 79601206



Quick Fit Non Return Gas Inlet
SASUC6716
5/8" BSP x 3/8"F Brass Nut



Equal Straight Connector
5/16" - 79509302
3/8" - 79151942
1/2" - 79245754



Straight Connector Super Seal
5/16" S/seal x 3/8"F - 79157828
5/16" S/seal x 5/16"F - 79000219
3/8" S/Seal x 5/16"F - 79000218
3/8" S/seal x 3/8"F - 79157865



Reducing Straight Connector
1/2" x 3/8" - 79258128
1/2" x 5/16" - 87503105
3/8" x 5/16" - 79509322



Quick Fit Swivel Elbow
SASE6716
5/8" BSP x 3/8"F Brass Nut



JG Liquid Shut Off Valve
3/8"F x 3/8"F - 79602642
JG Gas Shut Off Valve



JG Stem Elbow
5/16" x 5/16" - 79155583
3/8" x 3/8" - 79152709



JG U Bend
1/2"F - 79258323



JG Swivel Elbow
1/2" BSP x 1/2" - 79100132
1/4" BSP x 3/8" - 79783041



Straight Adaptor
1/4" BSP x 3/8"F - 79600969
1/4" BSP x 5/16"F - 79600747



JG Locking Tool
79208459



JG Plug
1/2" - 87778641



Tube To Hose Stem
1/2" x 1/2" - 79152910
1/2" x 3/8" - 79510644
3/8" x 3/8" - 79152855
3/8" x 5/16" - 79227696
5/16" x 1/4" - 79152788

CO₂ SAFETY SYSTEMS



The LogiCO2 Monitor has been designed specifically to warn personnel of asphyxiating gas hazards. They are simple to use with a single button for routine operation and testing. It's bright and loud distinctive alarms will ensure your staff are always warned, before it is too late.

The LogiCO2 safety systems are virtually maintenance free, with patented automatic calibration and come with a 15 year sensor life. Unlike all of our competitors sensors, the LogiCO2 sensors perform a self-calibration at regular intervals and under normal conditions the sensors do not need any expensive calibration service. By monitoring both the Short Term Exposure Limit (STEL) as well as the Time Weighted Average Limit (TWA) over 8 hours, everything is done to ensure that legislation and legal requirements are met. All aspects of the LogiCO2 Safety Systems comply with AS5034.



LogiCO2 MK9 Detector Set
83000601

The MK9 CO₂ sensor is the latest generation of CO₂ Safety Systems . A large display, functional design and revolutionary language functionalities are some of the new features of the MK9 CO₂ Safety System. With the MK9 CO₂ Safety Detector Set, up to eight sensors can be connected, providing a sophisticated and powerful CO₂ safety solution, simple to install and still being the most economical system on the market.



LogiCO2 MK90 Detector Set
83000652

The MK90 is the latest generation of stand alone sensor with integrated acoustical and optical alarm, designed to measure CO₂ concentration in a confined space such as cold rooms. The most economical system on the market.



LogiCO2 Scout
83000607

The LogiCO2 Scout is low-cost, pocket sized and can measure CO2 remotely. The revolutionary LogiCO2-Scout pocket-sized CO2 detector can be rolled into a basement or other risk areas. The Scout will indicate if there is a dangerous concentration in the area. This way nobody needs to enter the risk area and risk their own health.



LogiCO2 MK9 Extra Sensor Kit
83000611

This CO2 MK9 Kit can be used to add a sensor to an existing MKVII, MK9 or MK10 Set. It contains a CO2 M9 Detector, a horn/strobe, the cables and connectors required for the connections and the signs.



Horn/Strobe LED Kit
83000622

Horn/Strobe LED is a combined Horn and Strobe. The Horn/Strobe is delivered with 1m pre-connected cable, a splitter, an extra 10m connection cable and a warning sign.



Protect Bar MK9
83000645



Power Supply 1A W/RJ45
83000643



Cable Power 10 Mt RJ45
83000626



Splitter RJ45
1 Way - 83000625
2 Way - 83000332
4 Way - 83000374



Shut Off Valve CO2 Safe Mode Box
83000620



Cable Signal 10 Mt RJ45
83000627



Harris 821 Gas Regulator
 Bottle Mount Regulator c/w Pressure Relief Valve. Quick Fit Handle.
CO2 Regulator – 87000137
Nitrogen Regulator (Stout) – 37000107



Harris 801 Inline CO2 Regulator
 37000106
 High flow pressure reduction regulator. 1/4" BSP Female inlet/ outlet.



Oxy Turbo Bottle Mount Regulator
 440kPa Pressure Relief Valve, Quick fit handle.
CO2 Regulator – 37000053
Nitrogen Regulator (Stout) – 37000056



CO2 Gas Regulator Boards
 Meets AS5034 Standards
REG BOARD CO2 PRI 1SEC 300KPA - 37000161
REG BOARD CO2 PRI 2SEC 300KPA - 37000162
REG BOARD CO2 PRI 3SEC 300KPA - 37000163
REG BOARD CO2 PRI 4SEC 300KPA - 37000164



Harris 847 CO2 Multi Stage
 37000104
 High flow Anti Surge Harris Co2 Regulator. Comes with pressure relief valve (300kpa). Quick fit handle.



Reg Inline Mini
 37000078
 Inline gas regulator for individual keg/beer pump settings.



Micro Matic CO2 Regulator
 791141
 Micro Matic double gauge bottle mount CO2 regulator. 440 kPa pressure relief valve.



Oxy Turbo -Dual Regulator CO2
 37000168
 2 Primary regulators which are cylinder mounted. 440 kPa pressure relief valve

GAS REGULATORS



Ezifit Handle CO2 Lead
81000133
Replacement CO2 Lead. Quick fit handle. 1/4" BSPT Male.



Harris CO2 Flex Arm Hose
08654319
10mm Blue hose, 1.2m long with anti-whip wire and fittings.

Gas Handle Washers



Red Washer Suit Ezifit Handle
79603531
Yellow Washer Suit Harris Handle
87000119
White Nylon Washer
79701108



Tee/ Elbow Ceiling Mount Barb
Tee 6mmx 6mmx 6mm - 64000110
Tee 10mmx 6mmx 10mm - 64000123
Elbow 6mm - 64000111



Bracket Single CO2 Cylinder
37000131



Gas Hose Coil Nitto
6mm x 10mm x 5Mt
Blue – 81774933
Yellow – 81771038
Black - 81646268



Fatlock Gas Valve – Non Return
Fatlock Gas Valve 4mm – 66400006
Fatlock Gas Valve 6mm - 66400005



Harris Ezifit Handwheel
87910117



Harris Safety Key Brass
37901918



Harris CO2 Washer Retaining Screw 4076263
Suit Harris Ezifit Handwheel



Tesuco Ezifit Handwheel
37000074



Harris Pressure Gauge
Contents 0-30,000 kPa – 79700417
Working 0 – 600 kPa – 8E661K

Gas Regulator Repair Kits

- Kit Repair Harris Reg 847 Hi Flow – 37000122
- Kit Repair Harris Reg 801 Hi Flow – 37000121
- Kit Repair Harris Reg 821 - 37000120

- Kit Repair Tesuco Primary <05/09 - 37000030
- Kit Repair Tesuco 2 Stage Sec Beer - 37000031
- Kit Repair Tesuco 2 Stage Prim >09 – 37000051
- Kit Repair Tesuco Post Mix - 37000052

GAS PARTS & KITS



Dosatron Dosing Pump
47000065

Replacement pump for existing pump assembly.

Automatic Chemical Dosing Pumps

As water passes through the pump the beer line cleaning chemical is automatically mixed at the correct rate. Can be supplied as a replacement pump or a complete unit with all the necessary fittings.



Dosatron Pump Assembly
47000070

Dosatron c/w Fatlock fittings and back flow check valve.



CO2 Pump Wash Out Assembly
3619174

Simple gas driven wash out system. Comes with Fatlock adaptors. Easy to use and can clean multiple lines off a manifold.



Cleaning Keg Stainless Steel 15L

Ideal for small beer systems. Two cleaning points.

2 x A Type Tooheys Points – 35000120

2 x D Type Carlton Points – 35000121

1 x D Type & 1 x A Type Points - 35000122



Micro Matic Cleaning Bottle 5L

Ideal for small beer systems.

A Type Tooheys Coupler – 35600053

D Type Carlton Coupler – 35600054

S Type Carlton Coupler – 35000002



Cleaning Socket Free Standing

- D Type Carlton (Plastic) – 35701660
- D Type Carlton (Stainless Steel) – 35702257
- A Type Tooheys/Coopers (Plastic) – 35701665
- A Type Tooheys/Coopers (Stainless Steel) - 35701664



Cleaning Socket C/W Mounting plate

- D Type Carlton (Stainless Steel) – 35779049
- A Type Tooheys/Coopers (Stainless Steel) - 35779062



Cleaning Socket Wall Mount C/W Barbs

- D type Carlton (S/S) 1 x 10mm Barb – 35122024
- D Type Carlton (S/S) 2 x 10mm Barb – 35121986
- A Type Tooheys/Coopers (S/S) 1 x 10mm Barb – 35518771
- A Type Tooheys/Coopers (S/S) 2 x 10mm Barb - 35507943



Flush Out Adaptor
35776127

Clips onto bottom of Universal Beer Taps.
Can be used for cleaning purposes or attach
tubing for a Growler filler.



Key Keg Cleaning Socket
Wall Mount
35000088



Trunk Cross Head Stainless Steel
Wash Out Point 2 Way - 35000023



**Beer Line Cleaner
Red Dye 10L**
47000056

Red dye concentrated beer line cleaner. Mix 100ml to 5L of water. Simple to use. Red in colour so you can tell when it is in the system.



**Beer Line Cleaner
Red Dye 2.5L**
47000073

Red dye concentrated beer line cleaner. Mix 100ml to 5L of water. Simple to use. Ideal for small venues.



Glycol Food Grade 10L
47000062

Food grade propylene glycol 10L drum. Dilute with water to use.

Test glycol concentration with Refractometer -
47000050



Glass Wash 10L
47000059

Glass wash suitable for machine or manual glass washing.



Soak Sanitiser 10L
47000060

A Soaking solution that cleans and sanitises cellar fittings and beer taps between uses.



Tap Bush Sanitiser 500ml
33000096

Sanitises beer tap brushes when not in use.



**Instant Spray Sanitiser
6 x 500ml**
47000061

Sanitiser spray for keg couplers, adaptors, transfer leads before reconnection.



PH Test Strips
47624352

100 pack of test strips to ensure no chemicals are left after beer clean.



Safety Kit PPE
35000100

Includes Gloves, full face shield, PVC apron and warning sign.
Face Mask Shield – 47906303
Apron - 79624339



Safety Gloves
47906310

Single dipped, resistant to chemicals. One size fits all.



Glycol Refractometer
47000050

Tool used to check the glycol percentage in glycol tanks. Easy to use.



Maintaining your beer system

Recommended Maintenance Schedule

Daily

- Check gas regulator settings
- Check gas system for leaks
- Inspect glasses for cleanliness
- Check operation of taps
- Check temperature of beer
- Check CO2 monitors (If installed) are operational

Weekly

- Chemically clean all dispense equipment
- Check beer taps and couplers for any residue and clean with appropriate detergent
- Ensure all clean spare couplers and dispense equipment are being soaked in a low alkaline solution
- Check operation of glass washing machine
- Switch to secondary glycol pump if installed

Quarterly

- Have your cellar person service taps, couplers, transfer leads, fob detectors and other dispense equipment
- Clean cellar tapping area with sanitising spray to ensure tapping areas are free of mould, grime and other contaminants
- Where installed, your CO2 monitor/s should be calibrated and serviced in line with manufacturer's guidelines or Australian Standards
- Check Glycol concentration with refractometer

6 Monthly

- Gas system checked as per **AS5034** by a competent person

Yearly

- Refrigeration system checked and serviced as required
- Glass washer checked and serviced as required
- Gas system checked as per **AS5034** by a competent person



TROUBLESHOOTING GUIDE

Heady Beer

CHECK FOR	POSSIBLE CAUSES	REMEDIES
Beer 'Squirting' or 'Spiralling' from tap	Tap is in need of repair	Repair tap or fit spare tap
Bubbles in between cooler and tap	Beer cooler is off or not working	Check that cooler is on and working
Warm beer from the tap	Beer cooler and/or glycol pump is off or not working	Check that cooler and pumps are on and working
Bubbles in lead from keg to FOB detector	Low gas cylinder contents	Check cylinder contents and change if needed
	Regulator pressure too low	Check regulator pressure – refer to key system settings
Continuous stream of bubbles	Low gas pressure or keg coupler in need of repair	Check gas pressure and repair keg coupler
Beer is 'solid' from keg to tap but excessive wastage	Over-carbonation	Check gas type, pressures and cool room temperature

No Flow/Slow Flow

CHECK FOR	POSSIBLE CAUSES	REMEDIES
Contents gauge on gas board reads empty	Gas cylinder not turned on or empty	Turn cylinder on/change if necessary
Keg coupler handles are up	Coupler is closed – not engaged on the keg	Engage keg coupler handle
Gas valves not connected to keg	No pressure on the product in keg	Fit gas valves into keg coupler
Beer line not properly connected to coupler	Beer line check valve not engaged	Engage (connect the beer line check valve properly)
After checking all of the above	Possible frozen beer in coil	Seek advice from your beer technician












TROUBLESHOOTING GUIDE

Off Flavour/Cloudy

CHECK FOR	POSSIBLE CAUSES	REMEDIES
Beer has an unpleasant odour or flavour	Dirty lines or equipment.	Clean the system as per recommendations.
	Banks of kegs are not run out regularly.	Flush system, tap fresh beer and run out banks completely in future
	Aged Stock	Rotate stock correctly and do not overstock
	Incorrect Storage/transportation	Ensure beer is stored in a cool, dark stable environment
	External odour permeating beer lines	Seek advice from your beer technician or brewery rep.
	Dirty beer glasses	Clean glasses as per recommendations.
	Flow back or beer recovery has spoiled product	Seek alternatives to beer recovery
Chill haze	The beer temperature may be too cold causing haze	Raise temperatures ensuring dispense temp is between 0.5-3 degrees Celsius
Beer is hazy or murky	Dirty system or glasses	Clean the system and ensure glasses are 'beer clean'

Flat Beer/Poor Head Formation and Retention

CHECK FOR	POSSIBLE CAUSES	REMEDIES
Poor head formation or retention	Dispense temperature too cold (should be between 0.5 to 3 degrees Celsius)	Arrange for cooler temperature to be raised if required
Large, loose bubbles in head or on side of glass	Dirty glasses	Clean glasses thoroughly

 <p>Universal Beer Tap - S/S (#33000061) Complete with Fat Lock Tap Tail (#66000004) Short Black Handle (#33000003) & Tap Brush Sanitary Plug (#33000090)</p>	 <p>1. Remove coupling nut & tap tail. A C-Spanner (#33000002) is the best tool for this. Remove coupling gasket (flat O ring) located between the tap body & the tap tail.</p>	 <p>2. Loosen & remove lever short thread by rotating knob lever bonnet anti-clockwise. Pull lever away from tap body. Remove the sealing rubber and ball washers from lever & replace in same order.</p>
 <p>3. Push valve shaft (Part No: 33277573) through the tap body so that it can be removed from the threaded entrance into the tap.</p>	 <p>4. Remove tap shaft O ring & valve seat & replace.</p>	 <p>5. Remove SFT 10 O-ring (#87700108) & replace.</p>
 <p>6. Looking up the tap body, fit the coupling gasket "flat O ring" before reconnecting again with the tap tail.</p>	 <p>Universal Beer Tap Kit (#35600310). If you have a leaking tap, it might be time to change the O rings. Remember to also grab a Pack of SFT10 O-rings (Part No: 87700108) for your tap tails.</p>	 <p>C-Spanner To open your Universal/Grundy Beer Taps (#33000002). Kluber Grease A small amount of Kluber grease will extend the life of O-rings (#47517171). O-Ring Pick Set (#00000090)</p>



D-TYPE MICRO MATIC KEG COUPLER SERVICE TIPS

SERVICE KIT # 35781512



1. Unclip handle hinge pin (#35654034) & slide off. Slide handle (#35654022) back to remove.



2. Remove the white gasket probe seal (#35122164) with O-ring pick to allow removal of probe. Push probe from gasket end out of the top of the keg coupler body.



3. There are **2x** O-rings (#35000052) in the body of the keg coupler. Remove these with your O-ring pick & replace. Use small amount Kluber grease on O rings.



4. The last seal to change on the D-Type keg coupler is the base seal (#79700996) on the bottom of the coupler. The flat face of the seal to be located against the body



5. Re-assemble - Insert probe into the keg body (gasket end first). Once probe is in the keg coupler body, fit a new "white" gasket probe seal (#35122164).



6. If the "white" gasket probe seal is fitted before putting the probe into the coupler, it will **NOT** go back together.



7. Replace the probe by inserting the threaded end of the probe into the body of the coupler & slide in as shown above.



8. Push in the hinge pin & fasten in place. You have now serviced your D-Style Keg Coupler.



D Type Service Kit - 35781512
Kluber Grease - 47517171
O-Ring Pick Set - 00000090



A-TYPE MICRO MATIC KEG COUPLER SERVICE TIPS
SERVICE KIT # 35776711

 <p>1. Unclip handle hinge pin (#35654034) & slide off. Slide handle (#35654022) back to remove.</p>	 <p>2. Push Probe down partially and remove main base seal (large black one - 35700003)</p>	 <p>3. Push the probe through the body and remove from the bottom of coupler.</p>
 <p>4. There are 2x black Seals (#35700004) in the body of the keg coupler. Remove these and replace. Use small amount Kluber grease on O rings</p>		 <p>5. Replace the probe by inserting the threaded end of the probe into the body and slide in as shown below. Refit new keg seal (#35700003)</p>
	 <p>7. Line the probe 'flats' in line with hinge pin entry. Push in hinge pin and fasten in place.</p>	 <p>A Type Service Kit - 35776711 Kluber Grease - 47517171 O-Ring Pick Set - 00000090</p>

CELLAR MAINTENANCE LOG

Date		Time	
Name			
Beer Line Clean			
Cellar Fittings Clean and Check			
Beer Tap Service			
CO2 System Pressure Test			
CO2 System Service/Repair			
Check Temperature Of Beer			
Glycol Tank Level and Percentage			
Glycol Pumps Operational			
Refrigeration System Service/Repairs			
Comments			
Actions (Completed/Work Required)			

Date		Time	
Name			
Beer Line Clean			
Cellar Fittings Clean and Check			
Beer Tap Service			
CO2 System Pressure Test			
CO2 System Service/Repair			
Check Temperature Of Beer			
Glycol Tank Level and Percentage			
Glycol Pumps Operational			
Refrigeration System Service/Repairs			
Comments			
Actions (Completed/Work Required)			

CELLAR MAINTENANCE LOG

Date		Time	
Name			
Beer Line Clean			
Cellar Fittings Clean and Check			
Beer Tap Service			
CO2 System Pressure Test			
CO2 System Service/Repair			
Check Temperature Of Beer			
Glycol Tank Level and Percentage			
Glycol Pumps Operational			
Refrigeration System Service/Repairs			
Comments			
Actions (Completed/Work Required)			

Date		Time	
Name			
Beer Line Clean			
Cellar Fittings Clean and Check			
Beer Tap Service			
CO2 System Pressure Test			
CO2 System Service/Repair			
Check Temperature Of Beer			
Glycol Tank Level and Percentage			
Glycol Pumps Operational			
Refrigeration System Service/Repairs			
Comments			
Actions (Completed/Work Required)			

CELLAR MAINTENANCE LOG

Date		Time	
Name			
Beer Line Clean			
Cellar Fittings Clean and Check			
Beer Tap Service			
CO2 System Pressure Test			
CO2 System Service/Repair			
Check Temperature Of Beer			
Glycol Tank Level and Percentage			
Glycol Pumps Operational			
Refrigeration System Service/Repairs			
Comments			
Actions (Completed/Work Required)			

Date		Time	
Name			
Beer Line Clean			
Cellar Fittings Clean and Check			
Beer Tap Service			
CO2 System Pressure Test			
CO2 System Service/Repair			
Check Temperature Of Beer			
Glycol Tank Level and Percentage			
Glycol Pumps Operational			
Refrigeration System Service/Repairs			
Comments			
Actions (Completed/Work Required)			

CELLAR MAINTENANCE LOG

Date		Time	
Name			
Beer Line Clean			
Cellar Fittings Clean and Check			
Beer Tap Service			
CO2 System Pressure Test			
CO2 System Service/Repair			
Check Temperature Of Beer			
Glycol Tank Level and Percentage			
Glycol Pumps Operational			
Refrigeration System Service/Repairs			
Comments			
Actions (Completed/Work Required)			

Date		Time	
Name			
Beer Line Clean			
Cellar Fittings Clean and Check			
Beer Tap Service			
CO2 System Pressure Test			
CO2 System Service/Repair			
Check Temperature Of Beer			
Glycol Tank Level and Percentage			
Glycol Pumps Operational			
Refrigeration System Service/Repairs			
Comments			
Actions (Completed/Work Required)			



IMPORTANT PHONE NUMBERS

<u>SERVICE</u>	<u>NUMBER</u>
Beer System Spare Parts	1300 233 772
Beer System Breakdown/Service	1300 551 361
Refrigeration Mechanic	
Gas Supplier	
Electrician	
CUB Brewery Fresh Rep	



ABN 40 513 466 700

SHOP OUR COMPREHENSIVE RANGE OF
BEER PARTS, EQUIPMENT & CHEMICALS

EXPRESS DELIVERY AUSTRALIA WIDE

CALL 1300 233 772

contact@nationalbeerparts.com

www.nationalbeerparts.com