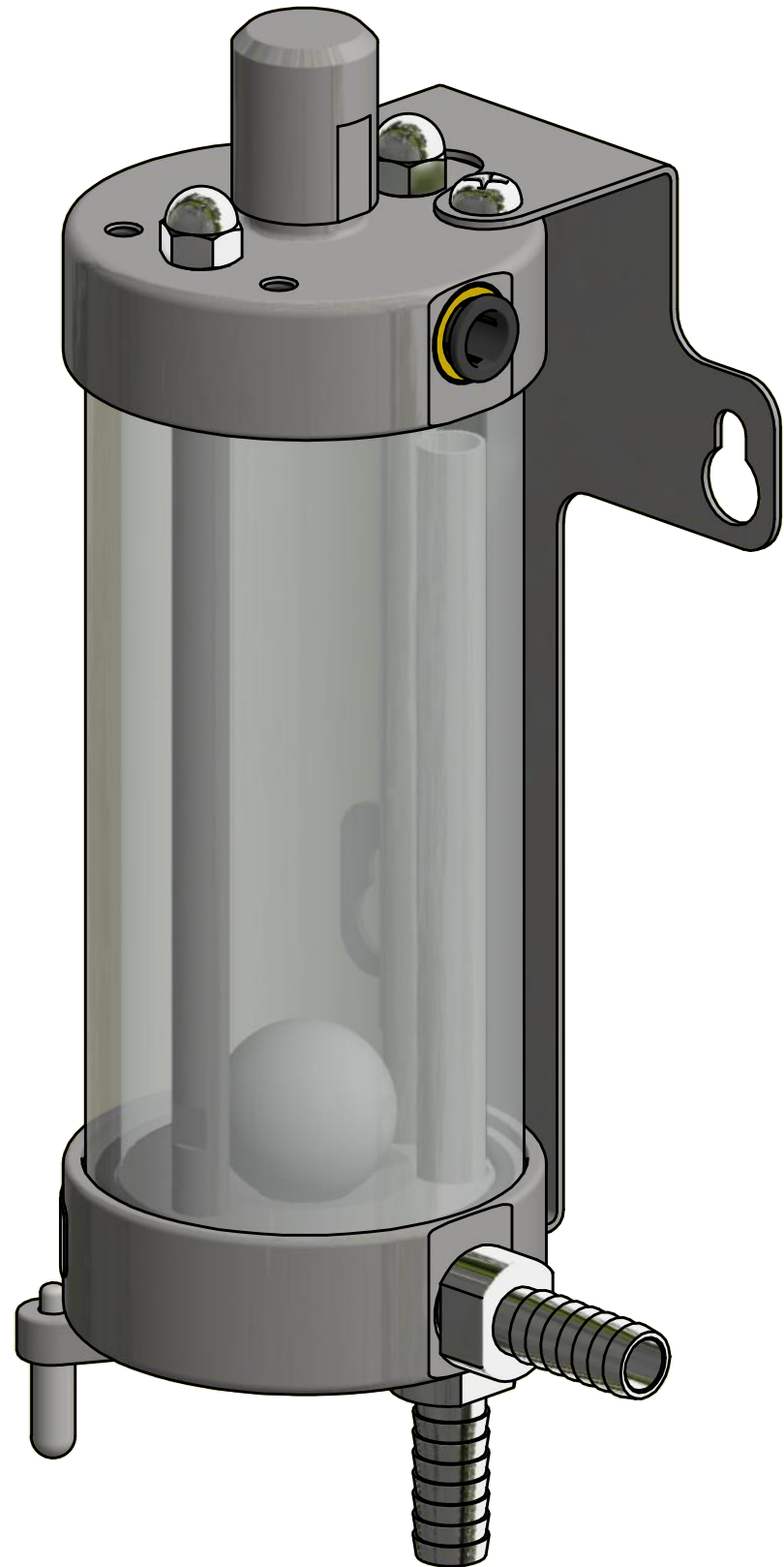
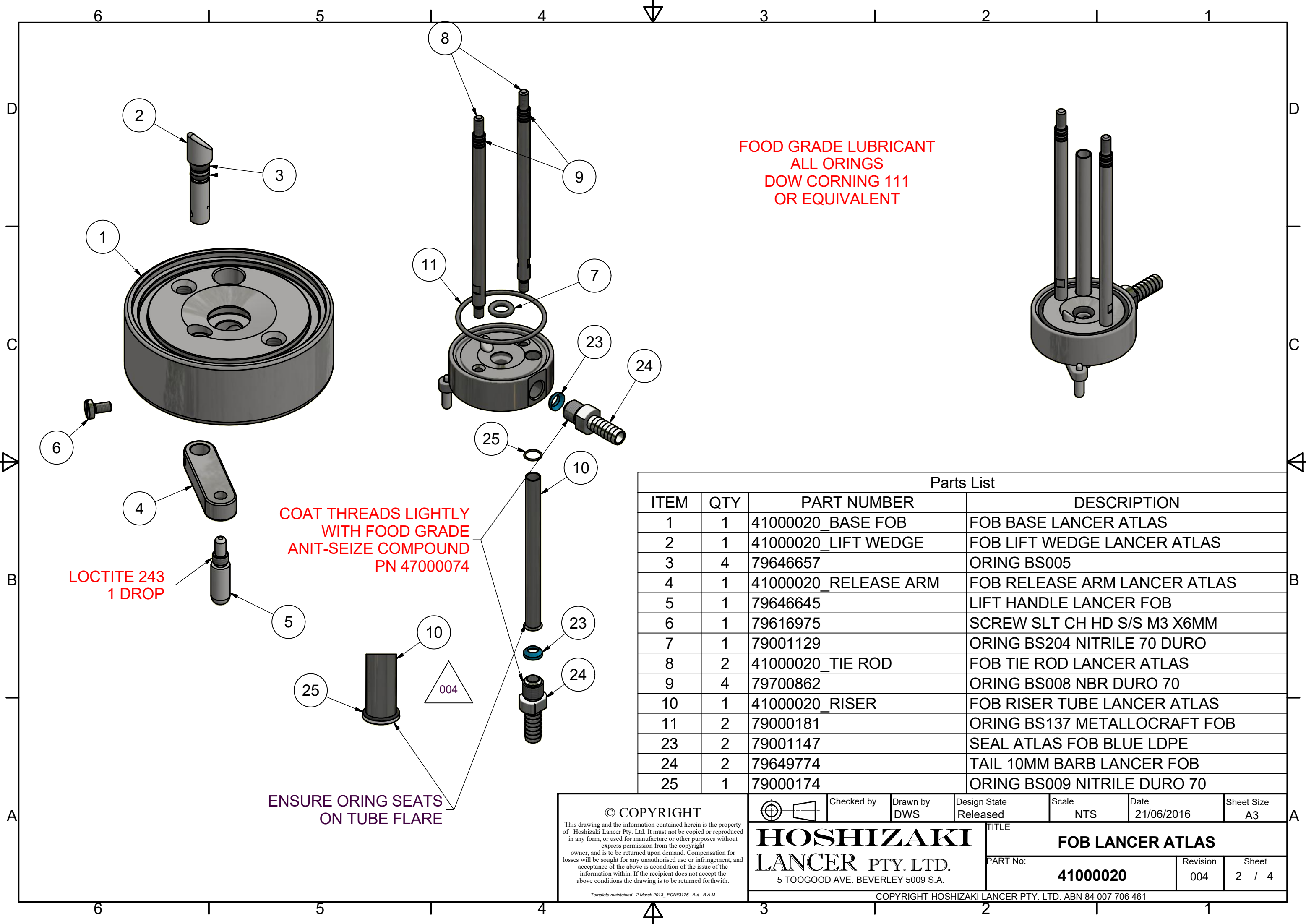


REV	ECN #	DESCRIPTION	DATE	BY	AUTHORITY
001	4100	RELEASED	10AUG16	DWS	BAM
002		BARBS, WASHERS & ANTI-SIEZE ADDED	14FEB17	DWS	BAM
003	4358	79001147 WAS 79652542	9MAR17	DWS	MEY
004	4688	BS009 ORING ADDED	22-Sep-17	DWS	MEY



Parts List			
ITEM	QTY	PART NUMBER	DESCRIPTION
1	1	41000020_BASE FOB	FOB BASE LANCER ATLAS
2	1	41000020_LIFT WEDGE	FOB LIFT WEDGE LANCER ATLAS
3	4	79646657	ORING BS005
4	1	41000020_RELEASE ARM	FOB RELEASE ARM LANCER ATLAS
5	1	79646645	LIFT HANDLE LANCER FOB
6	1	79616975	SCREW SLT CH HD S/S M3 X6MM
7	1	79001129	ORING BS204 NITRILE 70 DURO
8	2	41000020_TIE ROD	FOB TIE ROD LANCER ATLAS
9	4	79700862	ORING BS008 NBR DURO 70
10	1	41000020_RISER	FOB RISER TUBE LANCER ATLAS
11	2	79000181	ORING BS137 METALLOCRRAFT FOB
12	1	41000020_TOP	FOB TOP LANCER ATLAS
13	1	79600656	SHORT CARTRIDGE BR 5/16 TUBE
14	1	41000020_VENT SPINDLE	FOB VENT SPINDLE LANCER ATLAS
15	1	41000020_VENT CAP	FOB VENT CAP LANCER ATLAS
16	1	79646712	VENT SPRING LANCER FOB
17	1	64000685	FOB BOWL LANCER ATLAS
18	1	41255036	FLOAT BALL 1" HOMARK
19	2	79638053	DOME NUT M06MM S/S
20	1	41000020_BRACKET	BRACKET FOB LANCER ATLAS
21	3	79650053	SCREW S/S PAN HD PHP M05 X8MM
22	1	41000020_CLEAN LABEL	LABEL CLEAN-WORK ATLAS FOB
23	2	79001147	SEAL ATLAS FOB BLUE LDPE
24	2	79649774	TAIL 10MM BARB LANCER FOB
25	1	79000174	ORING BS009 NITRILE DURO 70

<p>© COPYRIGHT</p> <p>This drawing and the information contained herein is the property of Hoshizaki Lancer Pty. Ltd. It must not be copied or reproduced in any form, or used for manufacture or other purposes without express permission from the copyright owner, and is to be returned upon demand. Compensation for losses will be sought for any unauthorised use or infringement, and acceptance of the above is a condition of the issue of the information within. If the recipient does not accept the above conditions the drawing is to be returned forthwith.</p> <p>Template maintained - 2 March 2013, ECN#3176 - Aut - B.A.M</p>		Checked by		Drawn by	DWS		Design State Released		Scale	NTS		Date	21/06/2016		Sheet Size	A3
	<p>HOSHIZAKI</p> <p>LANCER PTY. LTD.</p> <p>5 TOOGOOD AVE. BEVERLEY 5009 S.A.</p>		<p>TITLE</p> <p>FOB LANCER ATLAS</p>		<p>PART No:</p> <p>41000020</p>	<p>Revision</p> <p>004</p>	<p>Sheet</p> <p>1 / 4</p>									
	<p>COPYRIGHT HOSHIZAKI LANCER PTY. LTD. ABN 84 007 706 461</p>															



FOOD GRADE LUBRICANT
ALL ORINGS
DOW CORNING 111
OR EQUIVALENT

COAT THREADS LIGHTLY
WITH FOOD GRADE
ANIT-SEIZE COMPOUND
PN 47000074

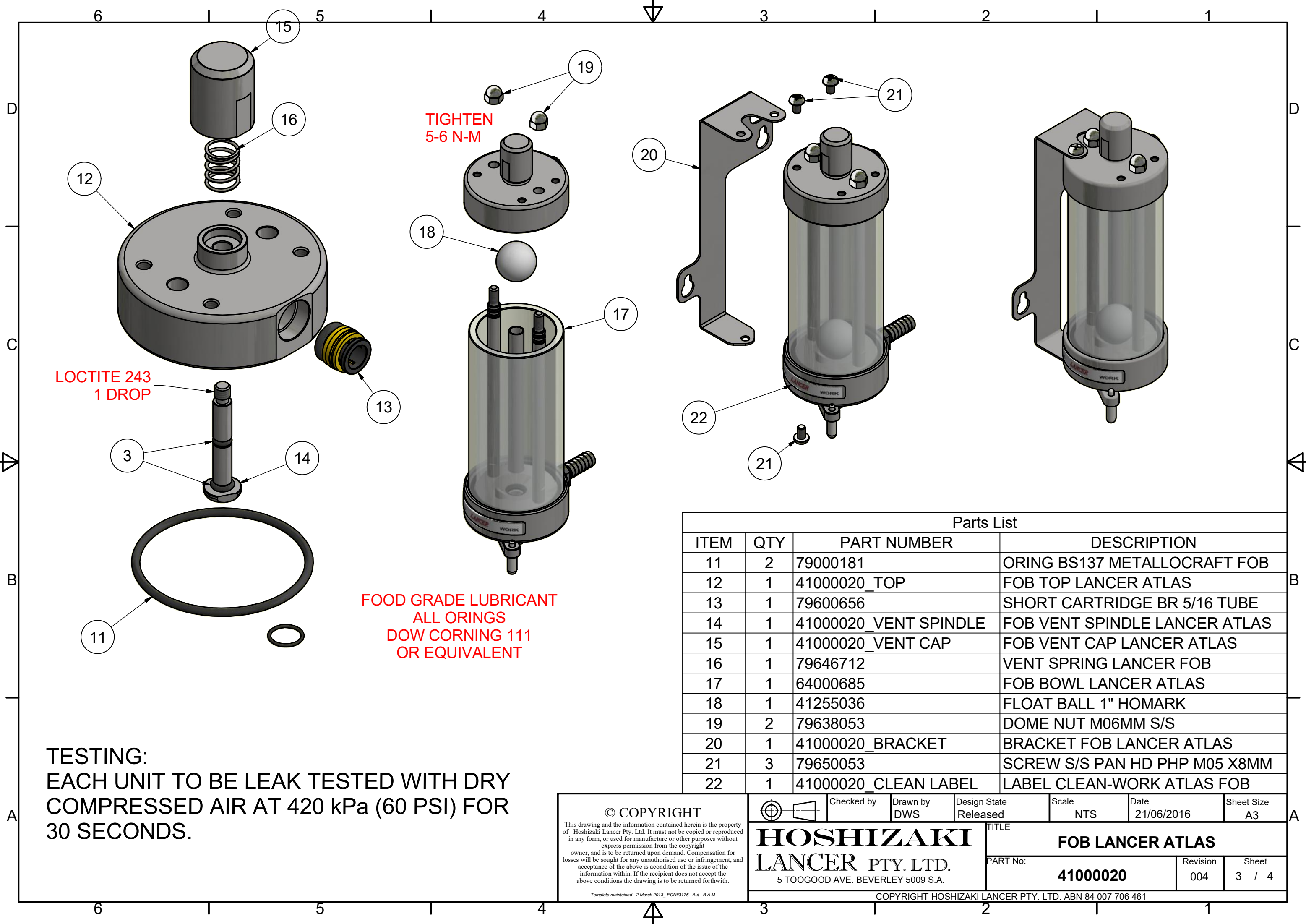
LOCTITE 243
1 DROP

ENSURE ORING SEATS
ON TUBE FLARE

Parts List

ITEM	QTY	PART NUMBER	DESCRIPTION
1	1	41000020_BASE FOB	FOB BASE LANCER ATLAS
2	1	41000020_LIFT WEDGE	FOB LIFT WEDGE LANCER ATLAS
3	4	79646657	ORING BS005
4	1	41000020_RELEASE ARM	FOB RELEASE ARM LANCER ATLAS
5	1	79646645	LIFT HANDLE LANCER FOB
6	1	79616975	SCREW SLT CH HD S/S M3 X6MM
7	1	79001129	ORING BS204 NITRILE 70 DURO
8	2	41000020_TIE ROD	FOB TIE ROD LANCER ATLAS
9	4	79700862	ORING BS008 NBR DURO 70
10	1	41000020_RISER	FOB RISER TUBE LANCER ATLAS
11	2	79000181	ORING BS137 METALLOCRRAFT FOB
23	2	79001147	SEAL ATLAS FOB BLUE LDPE
24	2	79649774	TAIL 10MM BARB LANCER FOB
25	1	79000174	ORING BS009 NITRILE DURO 70

<p>© COPYRIGHT</p> <p>This drawing and the information contained herein is the property of Hoshizaki Lancer Pty. Ltd. It must not be copied or reproduced in any form, or used for manufacture or other purposes without express permission from the copyright owner, and is to be returned upon demand. Compensation for losses will be sought for any unauthorised use or infringement, and acceptance of the above is a condition of the issue of the information within. If the recipient does not accept the above conditions the drawing is to be returned forthwith.</p> <p>Template maintained - 2 March 2013_ECN#3176 - Aut - B.A.M</p>	<p>Checked by</p> <p>Drawn by</p> <p>DWS</p>	<p>Design State</p> <p>Released</p>	<p>Scale</p> <p>NTS</p>	<p>Date</p> <p>21/06/2016</p>	<p>Sheet Size</p> <p>A3</p>
	<p>HOSHIZAKI LANCER PTY. LTD.</p> <p>5 TOOGOOD AVE. BEVERLEY 5009 S.A.</p>				
	<p>TITLE</p> <p>FOB LANCER ATLAS</p>		<p>PART No:</p> <p>41000020</p>	<p>Revision</p> <p>004</p>	<p>Sheet</p> <p>2 / 4</p>



LOCTITE 243
1 DROP

TIGHTEN
5-6 N-M

FOOD GRADE LUBRICANT
ALL ORINGS
DOW CORNING 111
OR EQUIVALENT

TESTING:
EACH UNIT TO BE LEAK TESTED WITH DRY
COMPRESSED AIR AT 420 kPa (60 PSI) FOR
30 SECONDS.

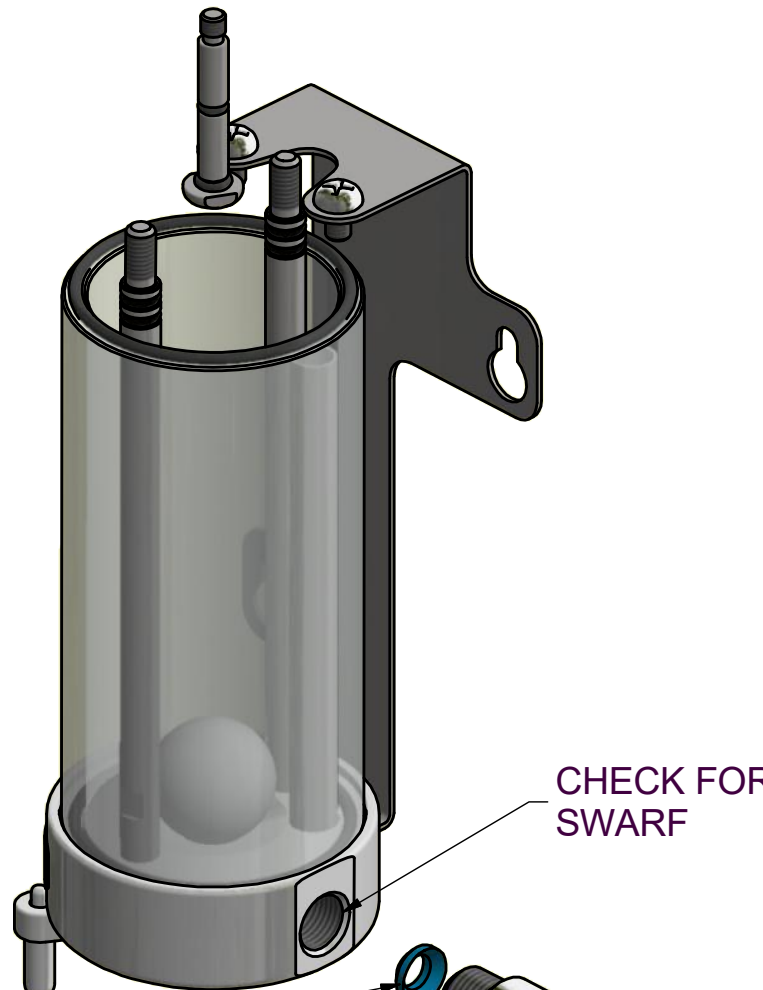
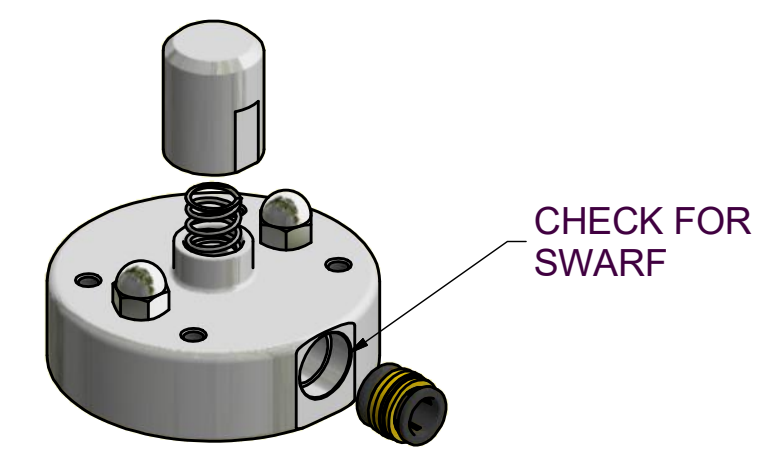
Parts List			
ITEM	QTY	PART NUMBER	DESCRIPTION
11	2	79000181	ORING BS137 METALLOCRRAFT FOB
12	1	41000020_TOP	FOB TOP LANCER ATLAS
13	1	79600656	SHORT CARTRIDGE BR 5/16 TUBE
14	1	41000020_VENT SPINDLE	FOB VENT SPINDLE LANCER ATLAS
15	1	41000020_VENT CAP	FOB VENT CAP LANCER ATLAS
16	1	79646712	VENT SPRING LANCER FOB
17	1	64000685	FOB BOWL LANCER ATLAS
18	1	41255036	FLOAT BALL 1" HOMARK
19	2	79638053	DOME NUT M06MM S/S
20	1	41000020_BRACKET	BRACKET FOB LANCER ATLAS
21	3	79650053	SCREW S/S PAN HD PHP M05 X8MM
22	1	41000020_CLEAN LABEL	LABEL CLEAN-WORK ATLAS FOB

<p>© COPYRIGHT</p> <p>This drawing and the information contained herein is the property of Hoshizaki Lancer Pty. Ltd. It must not be copied or reproduced in any form, or used for manufacture or other purposes without express permission from the copyright owner, and is to be returned upon demand. Compensation for losses will be sought for any unauthorised use or infringement, and acceptance of the above is a condition of the issue of the information within. If the recipient does not accept the above conditions the drawing is to be returned forthwith.</p> <p>Template maintained - 2 March 2013_ECN#3176 - Aut - B.A.M</p>	<p>Checked by</p> <p>Drawn by</p> <p>DWS</p>	<p>Design State</p> <p>Released</p>	<p>Scale</p> <p>NTS</p>	<p>Date</p> <p>21/06/2016</p>	<p>Sheet Size</p> <p>A3</p>
	<p>HOSHIZAKI LANCER PTY. LTD.</p> <p>5 TOOGOOD AVE. BEVERLEY 5009 S.A.</p>				
	<p>TITLE</p> <p>FOB LANCER ATLAS</p>			<p>PART No:</p> <p>41000020</p>	<p>Revision</p> <p>004</p>

COPYRIGHT HOSHIZAKI LANCER PTY. LTD. ABN 84 007 706 461

TECH BULLETIN IMAGES

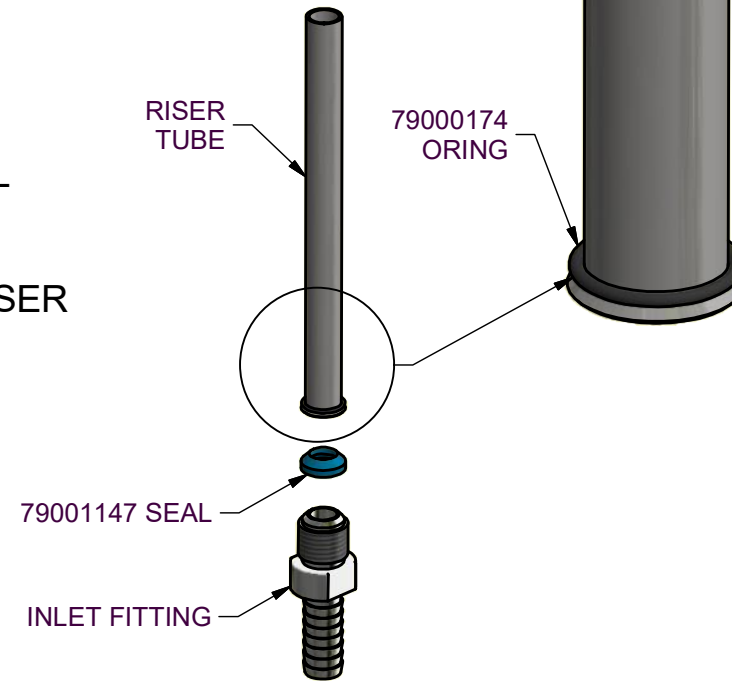
ATLAS FOB RISER SEAL INSTALLATION



COAT THREADS LIGHTLY WITH FOOD GRADE ANTI-SEIZE COMPOUND PN 47000074

79001147

1. REMOVE INLET FITTING
2. PRISE OUT EXISTING SEAL
3. REMOVE RISER TUBE



4. SLIDE BS009 ORING TO FLARED END AS SHOWN

5. REASSEMBLE RISER INTO FOB. CHECK ORING AND RISER ENTERS THREADED BORE FULLY PRIOR TO INSERTING NEW SEAL. CHECK SEAL SITS SQUARELY IN THE THREADED BORE BEFORE INSERTING AND TIGHTENING THE INLET FITTING.

<p>© COPYRIGHT</p> <p>This drawing and the information contained herein is the property of Hoshizaki Lancer Pty. Ltd. It must not be copied or reproduced in any form, or used for manufacture or other purposes without express permission from the copyright owner, and is to be returned upon demand. Compensation for losses will be sought for any unauthorised use or infringement, and acceptance of the above is a condition of the issue of the information within. If the recipient does not accept the above conditions the drawing is to be returned forthwith.</p> <p>Template maintained - 2 March 2013, ECN#3176 - Aut - B.A.M</p>	Checked by	Drawn by	Design State	Scale	Date	Sheet Size
		DWS	Released	NTS	21/06/2016	A3
	<p>HOSHIZAKI LANCER PTY. LTD.</p> <p>5 TOOGOOD AVE. BEVERLEY 5009 S.A.</p>					
PART No:				Revision	Sheet	
41000020				004	4 / 4	
COPYRIGHT HOSHIZAKI LANCER PTY. LTD. ABN 84 007 706 461						